

HTL

3940S/3940D

Min.
105mm

1900mm
Max.

4000kg
Capacity

4.0 Ton Clear Floor Two-post Lift

Asymmetric column design, Single side manual lock release



CE EAC

*Note: HTL3940S manual lock release
HTL3940D automatic lock release*

Technical Features




Control

24V low voltage control box with UP button and main power switch (Lock button available with solenoid lock release kit)



Lifting Arms

Asymmetric 2+3 stages lifting arms increasing overall arm positioning for lifting a variety of different wheel base vehicles



Lifting Pad

Drop-in type dual stage lifting arm pad




Arm Locks

Automatic arm locking during lifting and automatic unlock when the arm reaches the floor



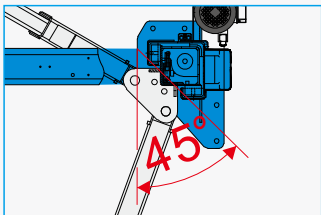
Lock Release

Safety locks with automatic engagement and single side manual lock release (HTL3940S)




Direct Drive

Low pressure direct drive cylinders eliminating the need for lifting chains



Asymmetric Column

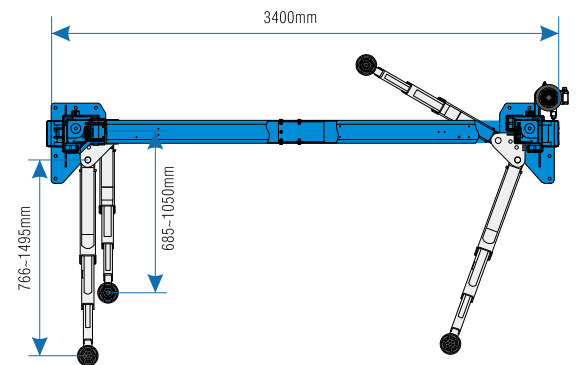
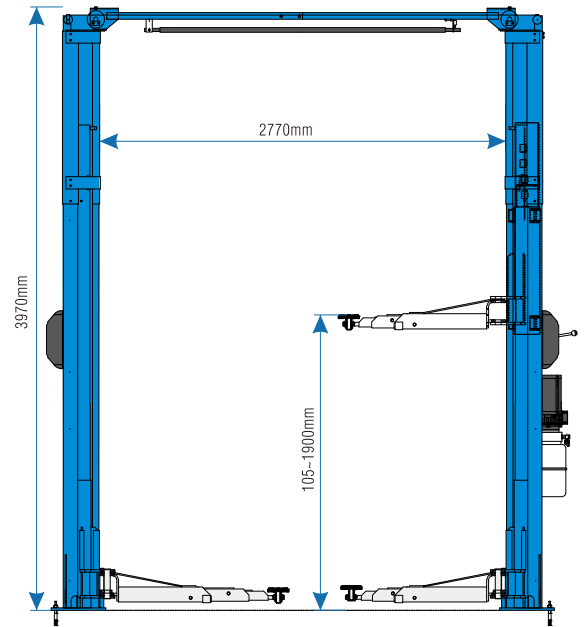
45 degree rotated double piece columns for added door opening clearance and interior car access



Solenoid Release Kit

Optional solenoid lock release kit (HTL3940D)

Technical Drawing



Technical Data

Lifting Capacity	4,000kg
Min. Height	105mm
Max. Lifting Height	1,900mm
Overall Height	3,970mm
Overall Width	3,400mm
Width between Posts	2,770mm
Short Arm Length	685-1,050mm
Long Arm Length	766-1,495mm
Lifting/Lowering Time	55Sec./45Sec.
Motor Power	2.2kW
Power Supply	380V/50Hz/3Ph 220V/50Hz/1Ph